

Moody's Analytics User Webinar Series CRR2 & EBA 3.0

6 octobre 2020

“Final Basel 3” (Basel 4) delayed to 1st January 2023 but in EU CRR2 EBA3.0 is still plan for June 2021

CRR 2 & EBA 3.0

SA-CCR

Other updates on credit risk (e.g. CIUs, CCPs, SME, infrastructure lending)

Updated Large Exposures rules

Updated Leverage Ratio

Backstop for Non-Performing Exposures

Updated NSFR

EBA 3.0 regulatory reports

CRR 2 & EBA 3.1

FRTB Market Risk SA (parallel run)

EBA 3.1 regulatory reports

Revised Credit Risk Standardized & IRB approaches (CR SA, CR IRB)

Revised Market Risk (standardized & IMM) (FRTB)

Revised CVA (basic & standardized, no more IMM)

Revised Operational Risk (standardized, no more AMA)

Revised Leverage ratio (exposure measure)

Revised Leverage ratio (G-SIB buffer)

Output Standardized approaches floor (phase in to 72.5%)

June 2021

Sep 2021

2023

2024

2025

2026

2027

2028

50 %

55 %

60 %

65 %

70 %

72.5 %

Basel 3 finalized !

Fully loaded

Output floor phase-in

We are migrating our “on-premise” award winning “RiskAuthority™” software suite to the cloud = our “Banking Cloud” offering

Banking Cloud is our new suite of SaaS applications to help banks smoothly transition to the cloud and benefit from reduced total cost of ownership and better quality of service

We provide a migration path for our existing on-premise “RiskAuthority” software customers to SaaS Banking Cloud

Moody's Analytics RiskFoundation™/RiskAuthority software



On **premise or private cloud** deployment, **Oracle based**
Banks can “lift and shift” Moody’s software to your own private cloud

Moody's Analytics Banking Cloud



New generation of **Software-as-a-Service** (SaaS) applications **hosted and managed by Moody’s Analytics** to allow customers to smoothly and cost effectively benefit from **cloud native technology and Oracle-free applications**



Agenda

- 1 CRR2 Credit Risk & Leverage Ratio
- 2 CRR2 NSFR
- 3 EBA 3.0 reports

Moody's Analytics User Webinar Series
CRR2 & EBA 3.0
Credit Risk and Leverage Ratio

Thanh Ha Ngo, Senior Director, Product Management

6 octobre 2020

Agenda

- 1 EBA timeline
- 2 Focus on some recent RiskAuthority Credit Risk & Leverage Ratio updates for CRR2 & EBA 3.0
- 3 Banking Cloud Credit Risk & Leverage Ratio roadmap for CRR2 & EBA 3.0

CRR2 regulatory timeline

Timeline for the main changes to the reporting framework to meet CRR2 and BRRD2 reporting mandates in version 3.0 framework release



* Publication of CP on MREL/TLAC reporting and disclosure in November

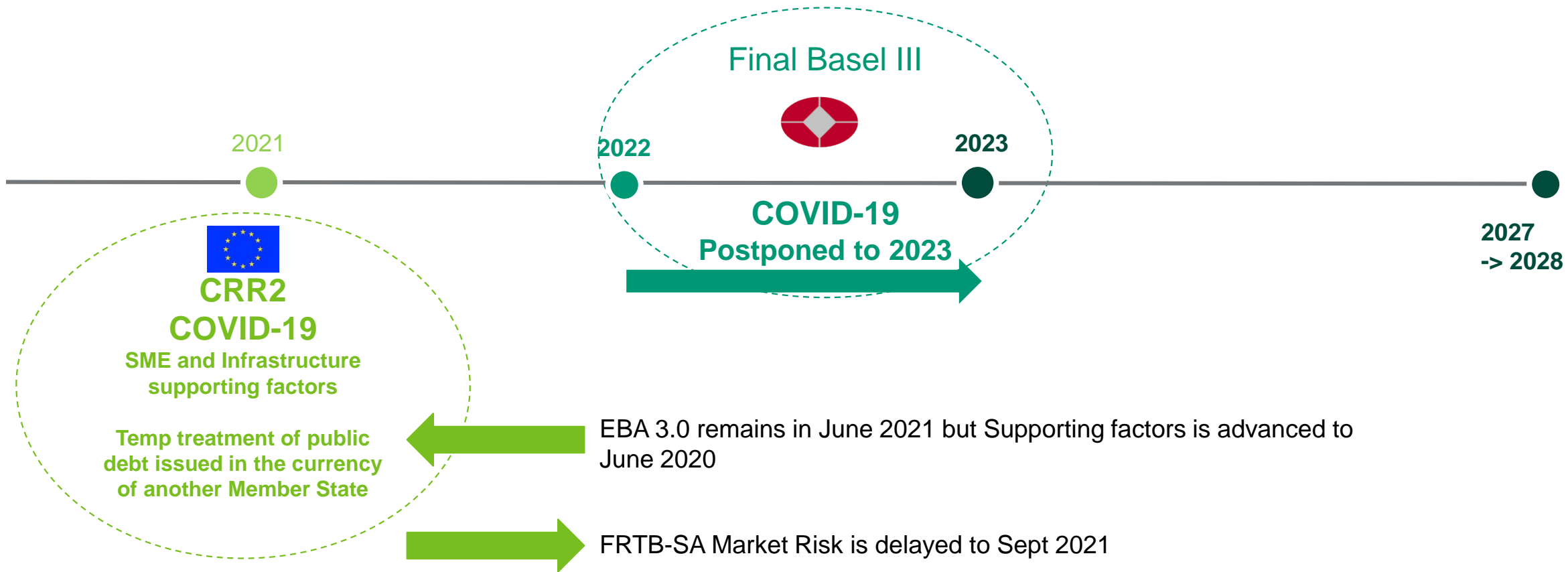
EBA has finalized SA-CCR in CRR2

CRR2 REGULATION (EU) 2019/876

- » CRR2 final on 20 May 2019, amending CRR
- » EBA-RTS-2019-02 was published on 18 Dec 2019

COREP EBA 3.0 was finalized in June 2020

Impacts of COVID-19



RiskAuthority™ v7.1.3 is the Minimum required version for CRR2 and EBA 3.0

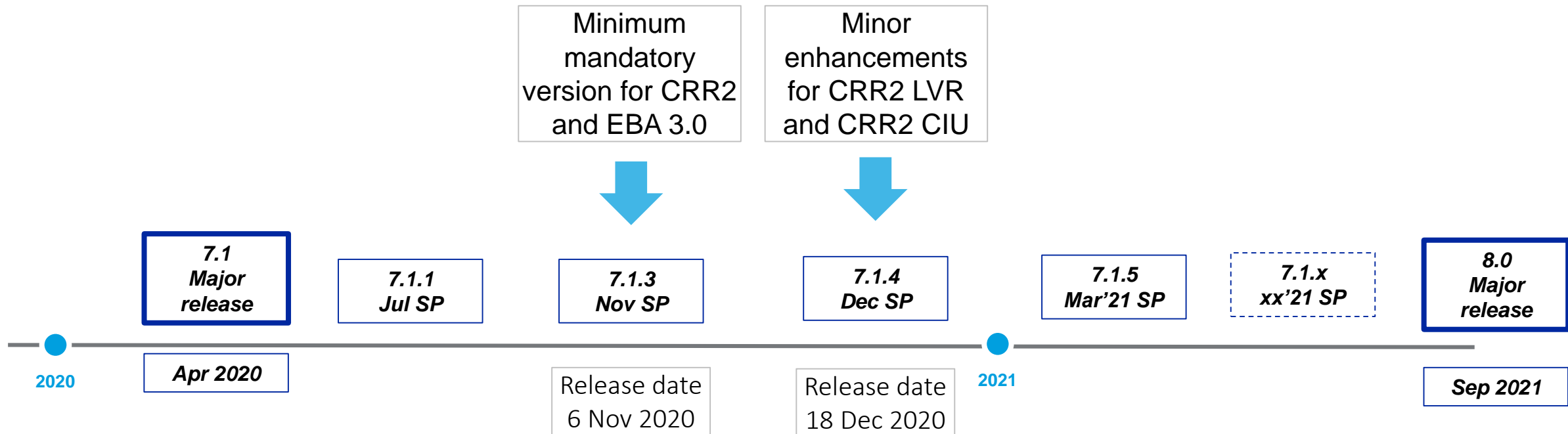


REGULATION (EU) 2019/876 OF THE EUROPEAN PARLIAMENT AND OF THE COUNCIL

of 20 May 2019

amending Regulation (EU) No 575/2013 as regards the leverage ratio, the net stable funding ratio, requirements for own funds and eligible liabilities, counterparty credit risk, market risk, exposures to central counterparties, exposures to collective investment undertakings, large exposures, reporting and disclosure requirements, and Regulation (EU) No 648/2012

RiskAuthority™ Post 7.1 patches



Availability of the CRR2 functionalities

- ✓ CRR2 SME EU supporting factor and infrastructure lending supporting factor
- ✓ CRR2 Large Exposures
- ✓ CRR2 Exposures to CCP (*"capital requirement for clearing member default fund contribution"*)
- ✓ CRR2 Counterparty Credit Risk (SA-CCR)
- ✓ CRR2 Prudential backstop for Non-Performing Exposures
- ✓ CRR2 Exposures to shares of CIUs (*"look-through, mandate-base, fallback"*)
- ✓ CRR2 Leverage Ratio

- ✓ Available in v7.1
- ✓ Available in v7.1 with enhancements in v7.1.3
- ✓ Available in v7.1 with enhancements in v7.1.3 and/or v7.1.4

CRR2 SME EU supporting factor & Infrastructure supporting factor

CRR2 – SME EU supporting factor - updated Art 501

A new formula- based SME EU RWA scaling factor

- » The SME total group exposure's portion below the threshold of Euro 2,5 millions will receive the SME supporting factor of 0.7619, whereas,
- » the portion of exposure exceeded the threshold of Euro 2,5 millions will receive the SME supporting factor of 0.85.

$$RWEA^* = RWEA \cdot \frac{\min\{E^*; \text{EUR } 2\,500\,000\} \cdot 0,7619 + \max\{E^* - \text{EUR } 2\,500\,000; 0\} \cdot 0,85}{E^*}$$

- » The denominator is the total group exposure E^*

CRR2 – Infrastructure project – *NEW Article 501a*

- » The own funds requirements for exposures to entities that operate or finance physical structures or support essential public services must be multiplied by a **factor of 0.75**

Enhancement of BIS_SCALING_FACTOR

Available in
RiskAuthority™
v7.1

- » New formula-based RWA scaling factor
- » New input columns such as BIS_ENTITY_TYPE_ORIGINAL for application of the factor to the SME EU obligor

The screenshot displays the RiskAuthority v7.1 interface for editing RWA scaling factors. The sidebar on the left shows the navigation menu with 'RW / RWA Scaling Factors' highlighted. The main area shows a table for editing formulas, with a red box highlighting the 'BIS Entity Type Original' column. A blue arrow points from the table to a detailed view of the 'CRR2 Article 501 SME reduction factor' formula.

BIS Entity Type Original	RWA Scaling Factor	RWA Scaling Factor Formula	RW Scaling Factor	RW S
<input checked="" type="checkbox"/> SME_EU		CRR2 Article 501 SME reduction factor	1.06	
<input type="checkbox"/> CORP_EU				
<input type="checkbox"/> SME_RETAIL				
<input type="checkbox"/> SME_SL_EU				
<input type="checkbox"/> CORP_SL_EU				
<input type="checkbox"/> SME_PF_EU				
<input type="checkbox"/> CORP_PF_EU				
<input type="checkbox"/> SME_OF_EU				
<input type="checkbox"/> CORP_OF_EU				
<input type="checkbox"/> SME_CF_EU				
<input type="checkbox"/> CORP_CF_EU				
<input type="checkbox"/> SME_IPRE_EU				
<input type="checkbox"/> CORP_IPRE_EU				
<input type="checkbox"/> SME_HVCRE_EU				
<input type="checkbox"/> CORP_HVCRE_E				
<input type="checkbox"/> SME				

Formula Details:

- Formula Type: RWA_SCALING_FACTOR_CALCULATION
- Language Type: Python
- Name: CRR2 SME reduction factor
- Description: CRR2 Article 501 SME reduction factor
- Formula:

```
def formula(deal):
    if deal.group_exposure != 0:
        return (0.7619*min(deal.group_exposure, 2500000))+0.85*
            max(deal.group_exposure-2500000,0))/ deal.group_exposure
    else:
        return 1
```

CRR2 Counterparty Credit Risk

New Hedging Set for inflation

Regulatory reference

Available in
RiskAuthority™
v7.1.3

BCBS



- » interest rate
 - hedging set for interest rate per currency (non-basis)

CRR2 Article 277a



- » interest rate
 - hedging set for interest rate per currency (non-basis)
 - hedging set for inflation, per currency

New Hedging Set for inflation

Data model changes

Table Name	Columns	Values
SWAP(*)	PAY_INDEXATION_RULE REC_INDEXATION_RULE	RCPN: Real Coupon YONY: Period On Period OATI: Oat-i
FUTURE, OPTIONS, FRA, CAPFLOOR, EQUITY_SWAP	INDEXATION_RULE	RCPN: Real Coupon YONY: Period On Period OATI: Oat-i
DEAL_IMPORT	INDEXATION_RULE_1 INDEXATION_RULE_2	RCPN: Real Coupon YONY: Period On Period OATI: Oat-i
SACCR_DETAIL	IS_INFLATION	T/F

New Hedging Set for inflation

Supervisory option and Configuration files

» New Supervisor Option

Split IR Hedging Set to Inflation and Non-inflation: ☒

» New column in SACCR_ADD_ON_FACTOR config

SA-CCR Rules

- Regulatory Sub-Class
- Sub-Class Mapping
- Add-on Factor
- Single Factor Model
- Option Volatility

Asset Class	↑	Sub Class	Is Inflation Flag	Risk Factor Type	Add on Factor	Is Index Flag
Interest rate	*	*	*	Basis	0.25 %	*
Interest rate	*	*	*	Volatility	2.50 %	*
Interest rate	*	*	*	*	0.50 %	*

Supervisory delta formula for interest rate options when the interest rate is negative, includes a lambda component


» Final Draft RTS, Art 279a(3)(a)

Supervisory delta	Bought	Sold
Call options	$+N \cdot \left(+ \frac{\ln \left(\frac{P_j + \lambda_i}{K_j + \lambda_i} \right) + 0.5 \cdot \sigma_j'^2 \cdot T_j}{\sigma_j' \cdot \sqrt{T_j}} \right)$	$-N \cdot \left(+ \frac{\ln \left(\frac{P_j + \lambda_i}{K_j + \lambda_i} \right) + 0.5 \cdot \sigma_j'^2 \cdot T_j}{\sigma_j' \cdot \sqrt{T_j}} \right)$
Put options	$-N \cdot \left(- \frac{\ln \left(\frac{P_j + \lambda_i}{K_j + \lambda_i} \right) + 0.5 \cdot \sigma_j'^2 \cdot T_j}{\sigma_j' \cdot \sqrt{T_j}} \right)$	$+N \cdot \left(- \frac{\ln \left(\frac{P_j + \lambda_i}{K_j + \lambda_i} \right) + 0.5 \cdot \sigma_j'^2 \cdot T_j}{\sigma_j' \cdot \sqrt{T_j}} \right)$

$$\lambda_i = \max \left(threshold - \min(P_j, K_j), 0 \right)$$

P_j = the spot or forward price of the underlying instrument of the option j ;
 K_j = the strike price of the option j ;
 $threshold = 0.10\%$

Delta formula defined by supervisor options

Lambda Threshold for Supervisory Delta:	<input type="text" value="0.10 %"/>
Lambda Grouping Methodology for Supervisory Delta:	<input type="text" value="Per Transaction"/> 

$$\lambda_i = \max\left(\textit{threshold} - \min(P_j, K_j), 0\right)$$

P_j = the spot or forward price of the underlying instrument of the option j ;

K_j = the strike price of the option j ;

$\textit{threshold} = 0.10\%$

Additional FX risk category

CRR2 Art. 277 (5) and EBA RTS

» For transactions with only 1 material risk driver, but where the currency of the underlying of the transaction is different from the settlement currency of the transaction

an **additional FX risk category must be generated**,
on top of the primary risk driver.

» This will lead to the transaction being defined in 2 separate hedging sets.

Settlement currency column has been created

Table Name	New columns	Description
SWAP OPTIONS FUTURE ASSET_SWAP COMMODITY_SWAP EQUITY_SWAP CREDIT_DERIVATIVE DEAL_IMPORT FRA CAPFLOOR	SETTLEMENT_CCY (if different from the currency of the trade)	Settlement currency of the trade if different from the currency of the trade
FDW_NETTING_AGREEMENT	CLOSE_OUT_VS_SETTLEMENT	Possible values (T/F,Null) If CLOSE_OUT_VS_SETTLEMENT is 'T' or Null Use close_out_ccy as a settlement currency, otherwise use the settlement currency of the deal

Additional FX risk

Configuration

- SA-CCR Rules
 - Regulatory Sub-Class
 - Sub-Class Mapping
 - Add-on Factor
 - Single Factor Model
 - Option Volatility
 - Additional Risk

Edit Risk Driver Formula							
<input type="checkbox"/>	Audit ID	Rule Order	↑	Table Name	Contract Type	Trade Type	SA-CCR Risk Driver Formula
<input type="checkbox"/>	1	1		SWAP		IRS	Settlement ccy vs Trade ccy
<input type="checkbox"/>	2	2		SWAP		IRS Option	Settlement ccy vs Trade ccy
<input type="checkbox"/>	3	3		SWAP		IRS Basis	Settlement ccy vs Trade ccy
<input type="checkbox"/>	4	4		FRA			Settlement ccy vs Trade ccy
<input type="checkbox"/>	5	5		FUTURE		EQT	Settlement ccy vs Underlying ccy
<input type="checkbox"/>	6	6		FUTURE		EQT	Settlement ccy vs Trade ccy
<input type="checkbox"/>	7	7		FUTURE		EQT	Underlying ccy vs Trade ccy
<input type="checkbox"/>	12	10		FUTURE		COMM	Underlying ccy vs Trade ccy
<input type="checkbox"/>	13	11		FUTURE		BOND	Settlement ccy vs Underlying ccy
<input type="checkbox"/>	14	12		FUTURE		BOND	Settlement ccy vs Trade ccy
<input type="checkbox"/>	15	13		FUTURE		BOND	Underlying ccy vs Trade ccy
<input type="checkbox"/>	16	14		FUTURE		NOT	Settlement ccy vs Trade ccy
<input type="checkbox"/>	17	15		FUTURE		IR	Settlement ccy vs Trade ccy
<input type="checkbox"/>	18	16		FUTURE		IDX	Settlement ccy vs Underlying ccy
<input type="checkbox"/>	19	17		FUTURE		IDX	Settlement ccy vs Trade ccy
<input type="checkbox"/>	20	18		FUTURE		IDX	Underlying ccy vs Trade ccy

Treatment of sold Options

BCBS



- » only standalone and non-margined sold options get zero EAD

CRR2



- » standalone trades or netting sets containing only sold options get zero EAD, if
 1. netting set market value must be negative at all times
 2. premium is paid up front
 3. netting set is not margined

New supervisor option for CRR2

SA-CCR Credit Risk Sold Option:



1 Netting : multiple margin agreements

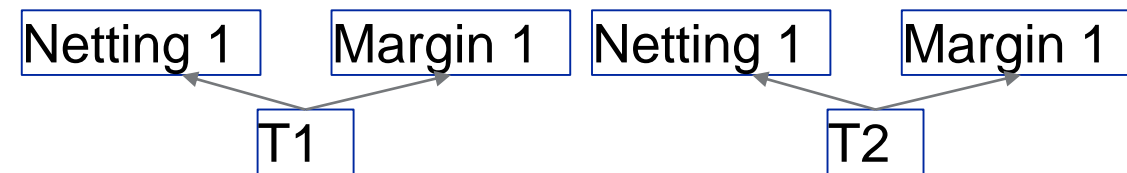
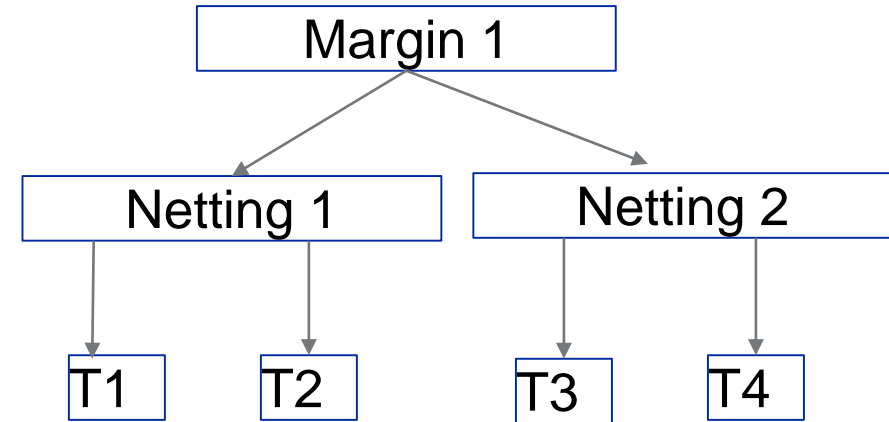
Available in
RiskAuthority™
v7.1.3

Netting Set groups multiple
Margin Agreements and
standalone trades



New DMM has been introduced in v7.1

- » Existing datamodeling (using links from single margin to multiple nettings) can still be applied (top-down approach)
- » All the trade tables (SWAP, FOREX, OPTIONS, DEAL_IMPORT...) now have a new column MARGIN_AGREEMENT (on top of the existing NETTING_AGREEMENT_REF) so that the client can source directly to the trade the information of the netting agreement and/or the margin agreement it belongs to.
- » It is a bottom-up approach



EBA 3.0 CCR Reports

SA-CCR/IMM Reports

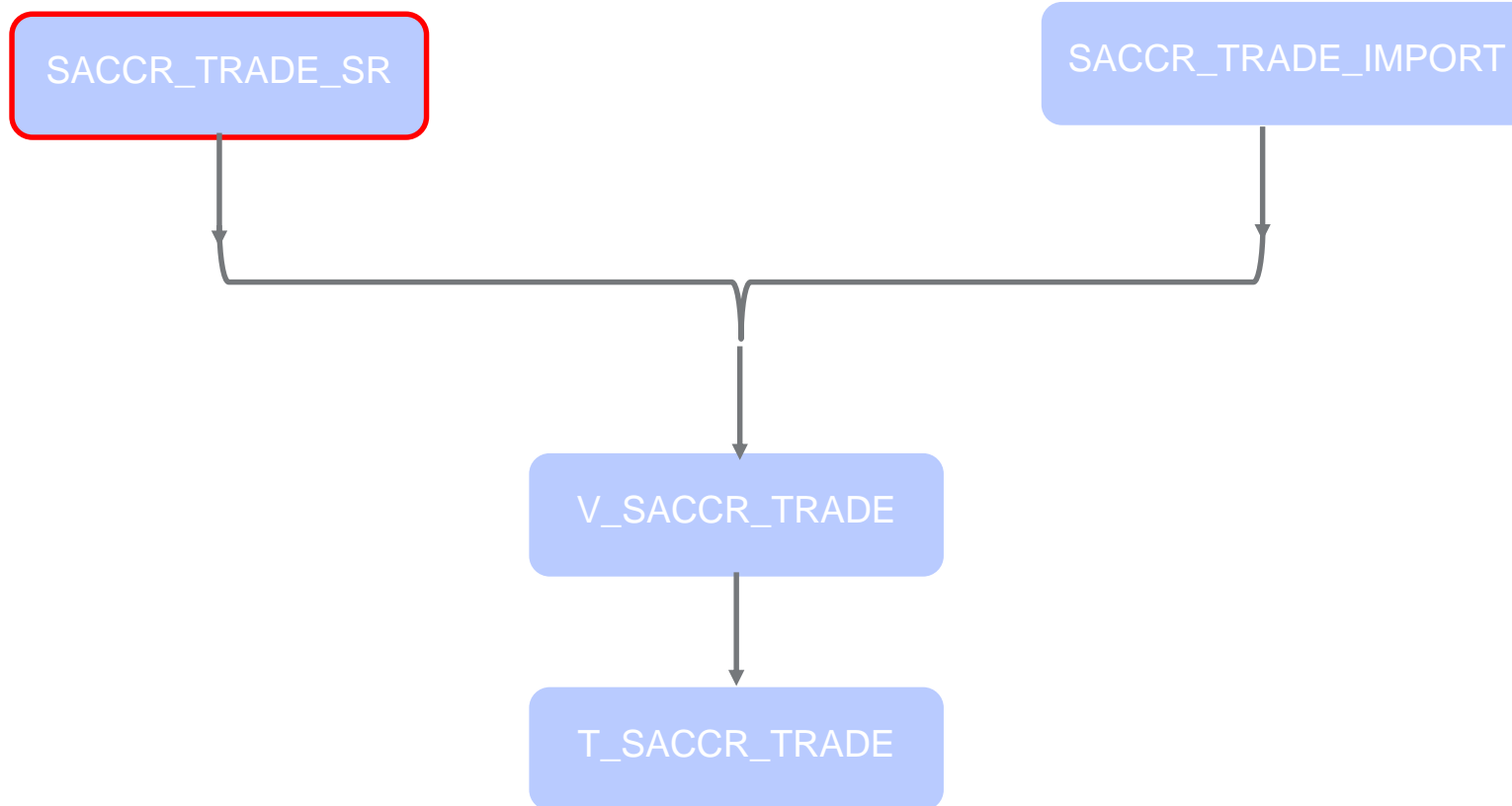
Available in
RiskAuthority™
v7.1.3

- » 11 reports for counterparty credit risk
- » *The reports where SA-CCR/IMM will be reported are:*
 - » *C34.02: CCR EXPOSURE BY APPROACH*
 - » *C34.03: EXPOSURE VALUE FOR STANDARDISED APPROACHES: SA-CCR or SIMPLIFIED SA-CCR*
 - » *C 34.05 COUNTERPARTY CREDIT RISK: CCR EXPOSURES TREATED WITH THE INTERNAL MODEL METHOD (IMM)*

		COUNTERPARTY CREDIT RISK	CCR
34.01	C 34.01	COUNTERPARTY CREDIT RISK: SIZE OF THE DERIVATIVE BUSINESS	CCR 1
34.02	C 34.02	COUNTERPARTY CREDIT RISK: CCR EXPOSURES BY APPROACH	CCR 2
34.03	C 34.03	COUNTERPARTY CREDIT RISK: EXPOSURE VALUE FOR STANDARDISED APPROACHES: SA-CCR or SIMPLIFIED SA-CCR	CCR 3
34.04	C 34.04	COUNTERPARTY CREDIT RISK: EXPOSURE VALUE FOR THE ORIGINAL EXPOSURE METHOD (OEM)	CCR 4
34.05	C 34.05	COUNTERPARTY CREDIT RISK: EXPOSURE VALUE FOR THE INTERNAL MODEL METHOD (IMM)	CCR 5
34.06	C 34.06	COUNTERPARTY CREDIT RISK: TOP TWENTY COUNTERPARTIES	CCR 6
34.07	C 34.07	COUNTERPARTY CREDIT RISK: IRB APPROACH – CCR EXPOSURES BY EXPOSURE CLASS AND PD SCALE	CCR 7
34.08	C 34.08	COUNTERPARTY CREDIT RISK: COMPOSITION OF COLLATERAL FOR CCR EXPOSURES	CCR 8
34.09	C 34.09	COUNTERPARTY CREDIT RISK: CREDIT DERIVATIVES EXPOSURES	CCR 9
34.10	C 34.10	COUNTERPARTY CREDIT RISK: EXPOSURES TO CCPs	CCR 10
34.11	C 34.11	COUNTERPARTY CREDIT RISK: RWEA FLOW STATEMENTS OF CCR EXPOSURES UNDER THE IMM	CCR 11

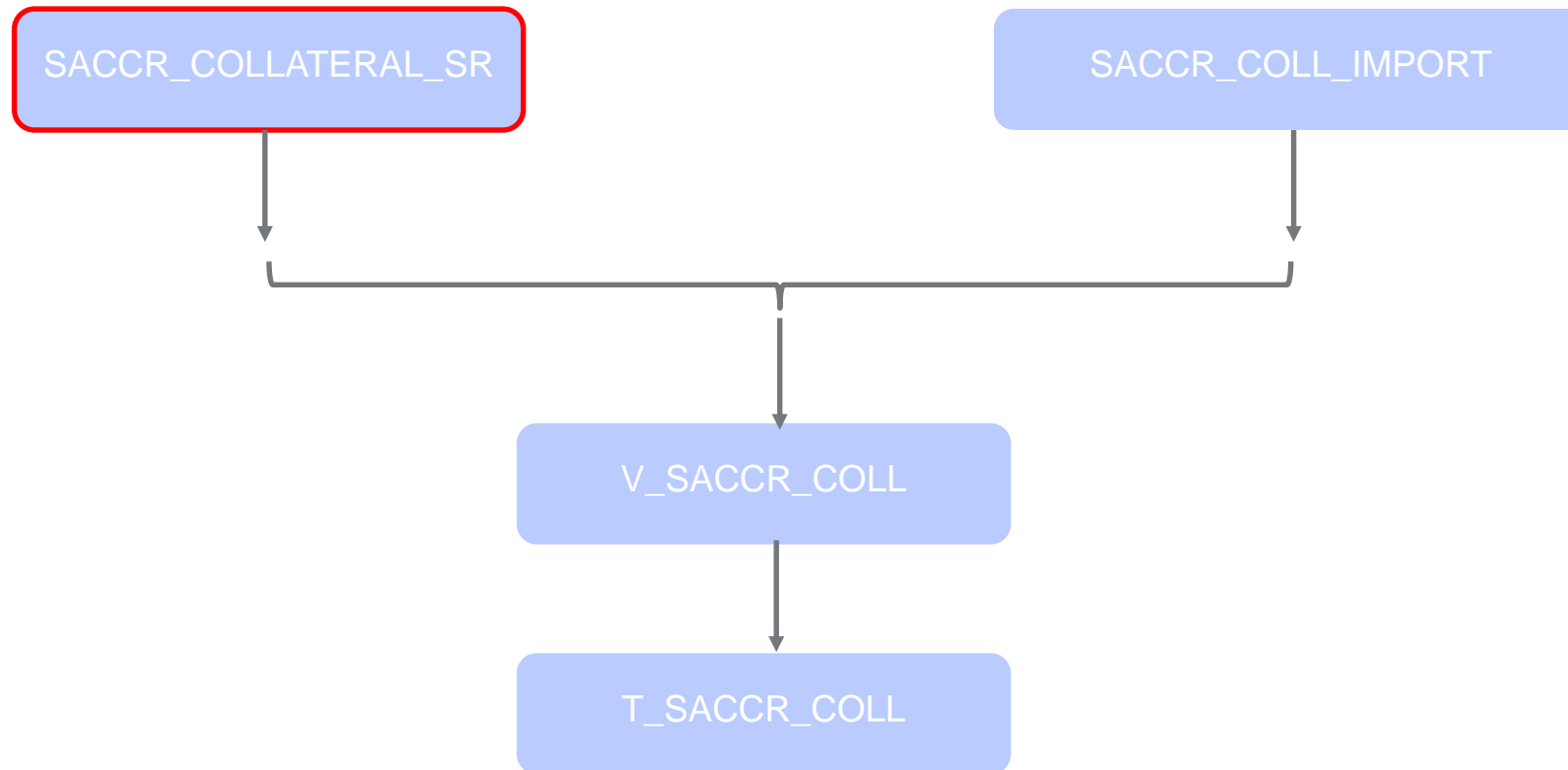
New result Table T_SACCR_TRADE

Available in
RiskAuthority™
v7.1.3



New result Table T_SACCR_COLL

Available in
RiskAuthority™
v7.1.3



Calculation of RC_PRE_CRM and PFE_PRE_CRM

Available in
RiskAuthority™
v7.1.3

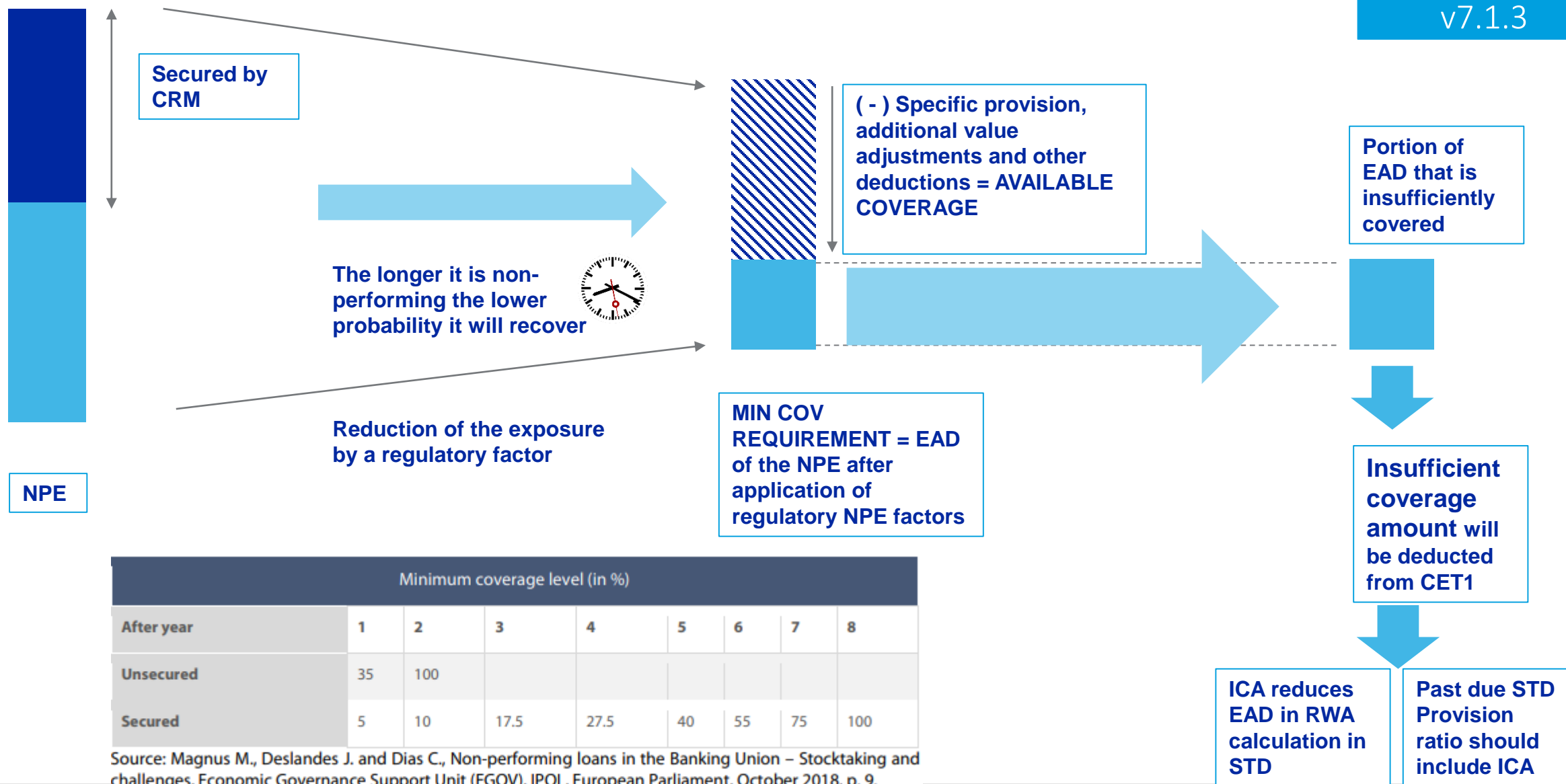
- » RC_PRE_CRM = MAX (sum(FV), 0) as if no collateral was applied
- » PFE_PRE_CRM: impact is only on the PFE_MULTIPLIER

$$multiplier = \min \left\{ 1; Floor + (1 - Floor) * \exp \left(\frac{V - \epsilon}{2 * (1 - Floor) * AddOn^{aggregate}} \right) \right\}$$

CRR2 NPE Backstop

Minimum coverage requirement (NPE)

Available in
RiskAuthority™
v7.1.3



C 35.01 – Min coverage requirement

Definition of NPE and time passed since definition as NPE, with T_CDR.NPE_BUCKET_ID



C 35.01 - NPE LOSS COVERAGE: THE CALCULATION OF DEDUCTIONS FOR NON-PEE

		<= 1 year	> 1 year <= 2 years	> 2 years <= 3 years
		0010	0020	0030
0010	Applicable amount of insufficient coverage			
MINIMUM COVERAGE REQUIREMENT				
0020	Total minimum coverage requirement			
0030	Unsecured part of NPEs			
0040	Secured part of NPEs			
0050	Exposure value			
0060	Unsecured part of NPEs			
0070	Secured part of NPEs			



Total insufficient coverage amount from T_CDR.EAD_NPE_BACKSTOP



(NEW) T_CDR.ead_npe_cov
For unsecured / secured parts



T_CDR.ead of NPE
For unsecured / secured parts



C 35.01 – total available coverage + capped available coverage

AVAILABLE COVERAGE				
0080	Total provisions and adjustments or deductions (capped)			
0090	Total provisions and adjustments or deductions (uncapped)			
0100	Specific credit risk adjustments			
0110	Additional valuation adjustments			
0120	Other own funds reductions			
0130	IRB shortfall			
0140	Difference between the purchase price and the amount owed by the debtor			
0150	Amounts written-off by the institution since the exposure was classified as non-performing			

New data requirement at deal level

New calc requirement

(NEW) capped value at expo level
T_CDR.ead_pro_cap

T_CDR.ead_pro - ...

(NEW) T_CDR.ead_ava

(NEW) T_CDR.ead_other_ded

(NEW)
T_CDR.prov_short_deduction

T_CDR.ead_pro_discount

(NEW) T_CDR.npe_wo

C 35.02 – Other report for forbearance

Forbearance granted between]1y,2y] or between]2y, 6y] after classification as NPE

Definition of NPE and time passed since definition as NPE: T_CDR.NPE_BUCKET_ID is not null

Part of NPEs secured by immovable property or residential loan guaranteed by an eligible protection provider							
Part of NPEs secured by other funded or unfunded credit protection							
EXPOSURE VALUE							
Unsecured part of NPEs First forbearance measure applied between 1 year and 2 years after classification as non-performing (>1 year; <=2 years)							
Factor		0	0	1	1	1	1
Part of NPEs secured by immovable property or residential loan guaranteed by an eligible protection provider Breakdown by point in time of granting the first forbearance measure							
> 2 and <= 3 years after classification as NPE							
Factor			0	0	0.35	0.55	0.7
> 3 and <= 4 years after classification as NPE							
Factor				0.25	0.25	0.55	0.7
> 4 and <= 5 years after classification as NPE							

T_CDR.first_forbearance

New column required:
T_CDR.first_forbearance_bucket

CRR2 Treatment of CIU

New RWA methods for CIU

- » Look-through Approach
 - » Average RW computed from the detailed underlyings
- » Mandate-based Approach
 - » Average RW computed from the group of underlyings
- » Fallback Approach (1250%)
- » Minor enhancements are expected
 - Treatment of off-balance commitments on CIU
 - Imported RW for MBA

Available in
RiskAuthority™
v7.1

Minor
enhancements in
RiskAuthority™
v7.1.4

CRR2 Leverage Ratio

Reduced SA-CCR for leverage ratio

Available in
RiskAuthority™
v7.1

Derivatives, cash variation
margin, netting agreements

CEM

NEW Reduced
SA-CCR

$$RC = \max\{V - CVM_r + CVM_p, 0\}$$

$$PFE = multiplier \cdot AddOn^{aggregate}$$

PFE multiplier is 1

Available in
RiskAuthority™
v7.1.3

NEW Full RWA
SA-CCR

“Client leg” of Client-cleared
trades

CRR2 Exemptions

» Article 429a – New Exemptions to leverage amount

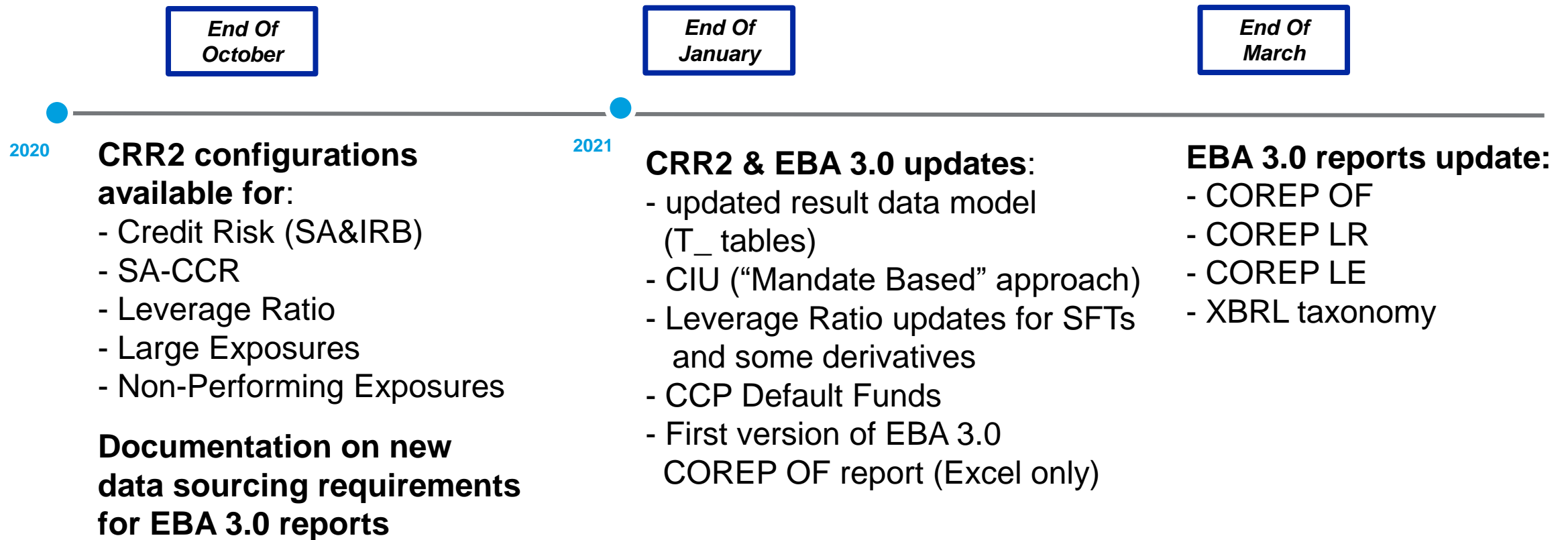
- (1)(c) Exposures that are assigned a risk weight of 0 % in accordance with Article 113(6) or (7) : Banks inter Group and Institutional Protection Scheme
- (1) (d)When the bank is a public development bank: public lending, i.e. **central governments**, regional governments, local authorities or public sector entities in relation to **public sector investments** and **promotional loans**
- (1)(e) When the bank is not a public dev bank: **exposures arising from passing-through promotional loans** to other credit institutions
- (1)(f) Guaranteed parts of exposures arising from export credits, guarantor is ECA, SOV or PSE_SOV with 0% RW (CQ1 or denominated in local ccy)
- (1)(g) and (h) When the bank is a CM of a QCCP and is not obligated to reimburse for any loss (already in CRR)
- (1)(i) fiduciary assets recognized as assets in local GAAP but de-recognized by IFRS9 (already in CRR)
- (1)(j) Exposures to PSE treated as GOV (PSE_SOV), arising from deposits that the institution is legally obliged to transfer to the public sector entity for the purpose of funding general interest investments (already in CRR)
- (1)(k) the excess collateral deposited at triparty agents that has not been lent out
- (1)(m) the securitised exposures from traditional securitisations that meet the conditions for significant risk transfer
- (1)(n)Temporary exemption of Central bank reserves: cash, banknotes, claims to the central bank
- (1)(o) banking-type ancillary services of CSD (central securities depository) /institutions
- (1)(p) banking-type ancillary services of designated institutions

Expected enhancements for leverage

Minor
enhancements in
RiskAuthority™
v7.1.4

- » Specific provision on off-balance from BIS_PROVISION_LINKS to populate T_LEVERAGE (instead of T_PROVISION)
- » minor changes to SFT CCR add-on

Banking Cloud Credit Risk & Leverage Ratio roadmap for CRR2 EBA3.0



Moody's Analytics User Webinar Series
CRR2 & EBA 3.0
NSFR

Yan Zhang, Director, Product Management

6 octobre 2020

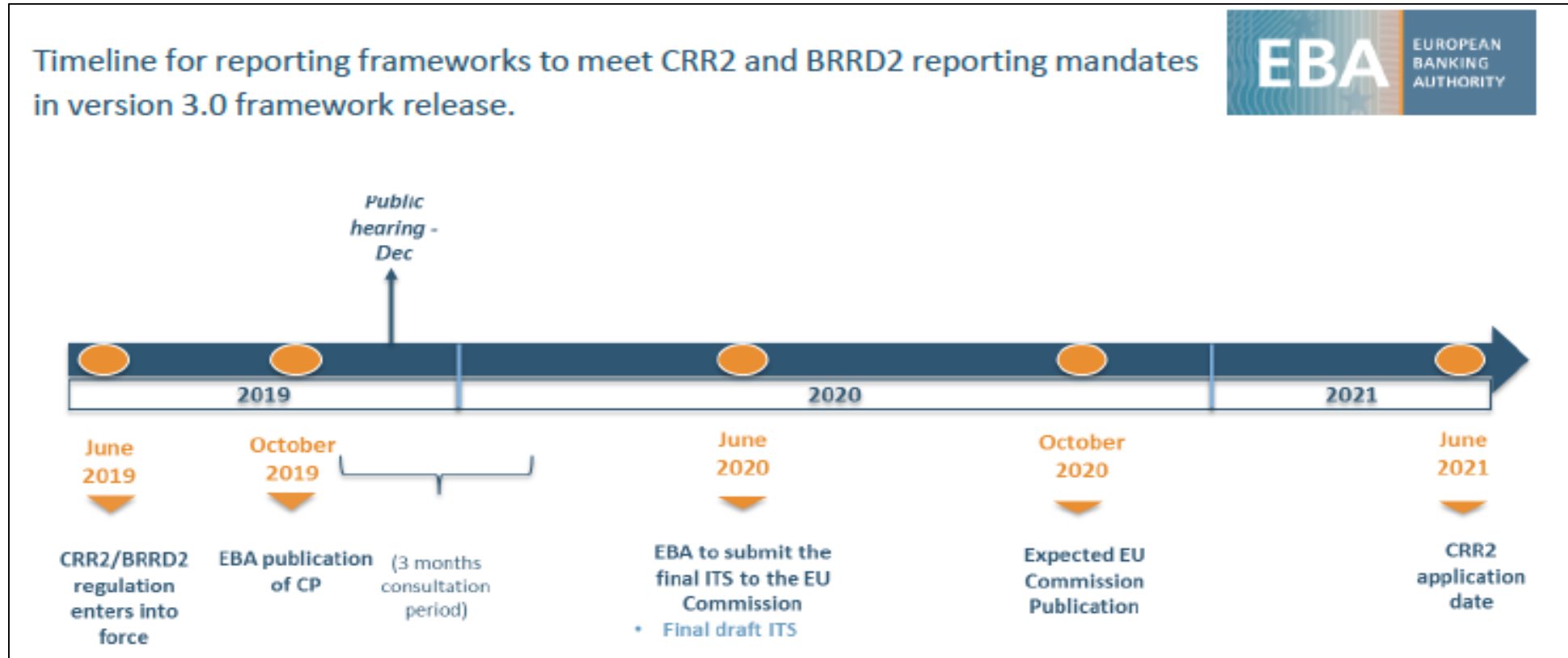
Agenda

- 1 High level overview of NSFR existing features
- 2 Key enhancements for CRR2 NSFR
- 3 Additional data requirements for NSFR

1

High level overview of
NSFR existing features

Release dates and version



- RiskAuthority™ 7.1.4 release in December 2020
- RiskAuthority™ calculation engine configuration files in January 2021
- Liquidity Risk will be available on Banking Cloud SaaS platform in June 2021

Existing key NSFR-specific features

1. ASF/RSF factors determination
2. NSFR Amortizing
3. Encumbrance
 - Asset encumbrance per ISIN
 - Secured facility pool allocation
 - Covered bond pool allocation
4. Derivative & collateral
 - Derivative fair value netting
 - Deductible variation margin, excess ASF collateral allocation

NSFR ASF/RSF Factor determination

Configuration file to be delivered as per CRR2 NSFR

HomeProcess ManagerProcess SettingsEdit Process SettingsFinancial ProductsBondDatabase EditorRegulatory Calculation

Supervisor/RegulationCRD Basel 3 EBA DA

Configuration Version2019 Week 46

Supervisor Info:European Banking Authority

Country:Europe

Credit RiskLiquidity RiskMarket RiskOperational RiskAsset EncumbranceLeverage RatioFRTB Market Risk

Regulatory DataMappingCounterparty RulesRating and Risk WeightEligibility and HaircutLCR Denominator WeightsNet Stable Funding RatioASF FactorRSF FactorAdvanced RequirementsRelease Notes

+ - Copy Paste Edit Save Undo Redo Refresh Settings Filter

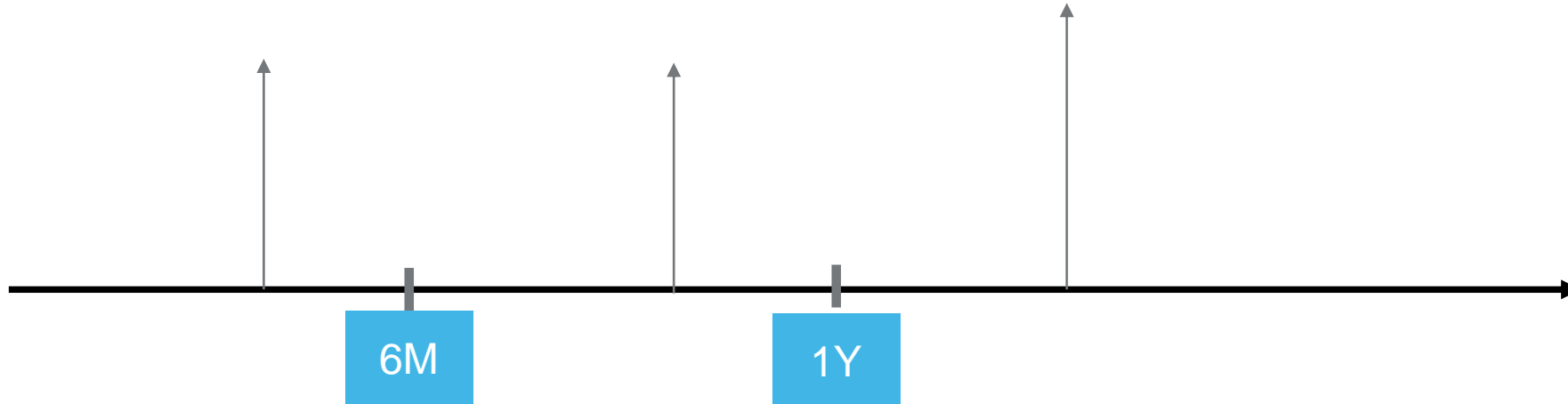
<input type="checkbox"/>	Owner	Rule Order	Supervisor Key	ASF Factor Percentage	Collateral Label	Collateral Deduction Derivative	BS Type	BIS E
<input type="checkbox"/>	Moody's	1,000	CRD Basel 3 EBA DA 2019-46			<input type="checkbox"/>		
<input type="checkbox"/>	Moody's	2,000	CRD Basel 3 EBA DA 2019-46			<input type="checkbox"/>		
<input type="checkbox"/>	Moody's	3,000	CRD Basel 3 EBA DA 2019-46	0		<input type="checkbox"/>		
<input type="checkbox"/>	Moody's	3,500	CRD Basel 3 EBA DA 2019-46	100		<input type="checkbox"/>		
<input type="checkbox"/>	Moody's	3,600	CRD Basel 3 EBA DA 2019-46	100		<input type="checkbox"/>		
<input type="checkbox"/>	Moody's	4,000	CRD Basel 3 EBA DA 2019-46			<input type="checkbox"/>		
<input type="checkbox"/>	Moody's	4,500	CRD Basel 3 EBA DA 2019-46			<input type="checkbox"/>		
<input type="checkbox"/>	Moody's	5,000	CRD Basel 3 EBA DA 2019-46			<input type="checkbox"/>		
<input type="checkbox"/>	Moody's	5,500	CRD Basel 3 EBA DA 2019-46			<input type="checkbox"/>		

MOODY'S ANALYTICS

CRR2 & EBA3.0 50

NSFR Amortizing

Different portions of principal cash flows falling in different time buckets can have different ASF/RSF factors.



Asset Encumbrance treatment setup

MOODY'S ANALYTICS

BIII_LR11P1_SAU@BI

RiskAuthority

Navigation search

Home

Data

Settings

GL Parameters

Regulatory Calculation

Calculation Parameters

Regulatory Consolidation

Consolidation Parameters

Regulatory Reports

Reporting Parameters

Process

Results

Reports

Explore

Home

Calculation Parameters

Credit Risk Rules

Not Installed

Liquidity Compliance Rules

Time Segmentations

Balance Sheet Categories

Advanced Rules

Customization

Asset Encumbrance Rules

Allocation Rules

Details Liquidity Ratio

Parameters

Consolidation Level: Conso

Parameter Set: Default parameters

Encumbrance Allocation Set: DEFAULT_SET

Home

Process Settings

Process Manager

Calculation Parameters

Allocation Rules

Allocation Set: DEFAULT_SET

Allocation Scope

Available Assets

Pledging Transactions

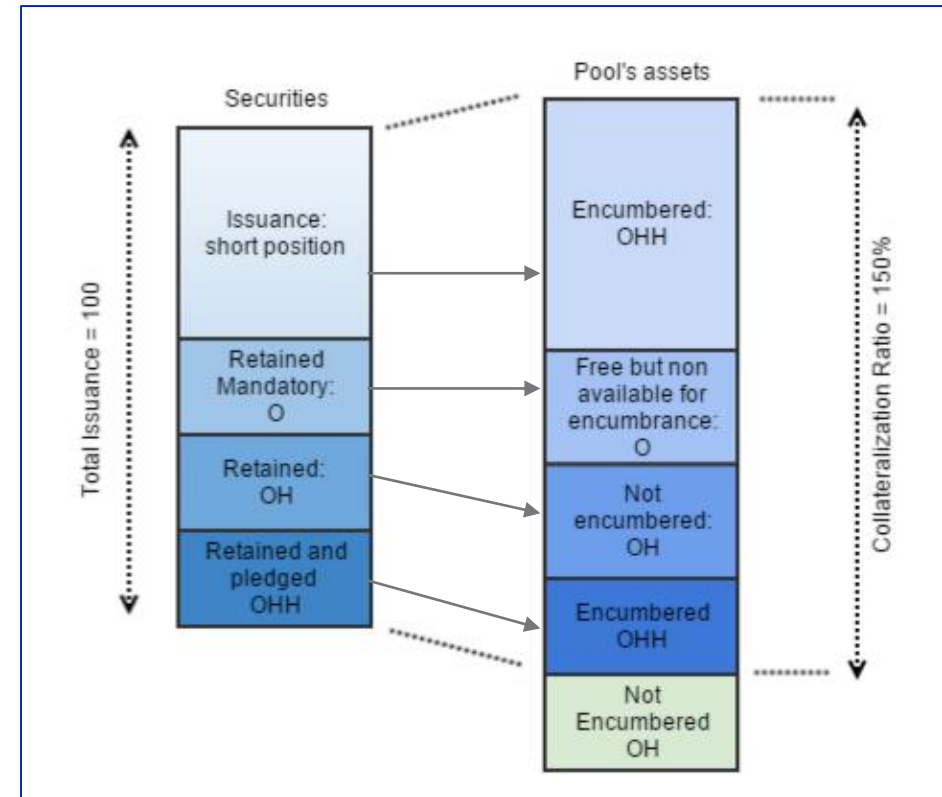
Check Maturities

Owner contains Enter a value Go Clear

Set Name	Owner	Allocation Order	Audit ID	Pledge Value Date Status	Pledge Table Name	Pl
DEFAULT_SET	Customer	1	11		SECURITY_POSITIONS	
DEFAULT_SET	Customer	2	12		SECURITY_POSITIONS	
DEFAULT_SET	Customer	3	13		SECURITY_POSITIONS	
DEFAULT_SET	Customer	4	15		REPO	
DEFAULT_SET	Customer	5	16		REPO	
DEFAULT_SET	Customer	6	17		REPO	
DEFAULT_SET	Customer	7	18		LIQUIDITY_FACILITY	
DEFAULT_SET	Customer	8	19		LIQUIDITY_FACILITY	
DEFAULT_SET	Customer	9	20		LIQUIDITY_FACILITY	
DEFAULT_SET	Customer	10	21		COLLATERAL	
DEFAULT_SET	Customer	11	22		COLLATERAL	
DEFAULT_SET	Customer	12	23		COLLATERAL	
DEFAULT_SET	Customer	13	24		REPO	
DEFAULT_SET	Customer	14	25		LIQUIDITY_FACILITY	
DEFAULT_SET	Customer	15	26		COLLATERAL	
DEFAULT_SET	Customer	16	27		REPO	
DEFAULT_SET	Customer	16.5	381		SECURITY_POSITIONS	
DEFAULT_SET	Customer	17	28		LIQUIDITY_FACILITY	
DEFAULT_SET	Customer	18	29		COLLATERAL	
DEFAULT_SET	Customer	19	30		REPO	
DEFAULT_SET	Customer	20	32		REPO	
DEFAULT_SET	Customer	21	33		LIQUIDITY_FACILITY	
DEFAULT_SET	Customer	22	35		LIQUIDITY_FACILITY	
DEFAULT_SET	Customer	23	36		COLLATERAL	
DEFAULT_SET	Customer	24	38		COLLATERAL	
DEFAULT_SET	Customer	25	39		LIQUIDITY_FACILITY	

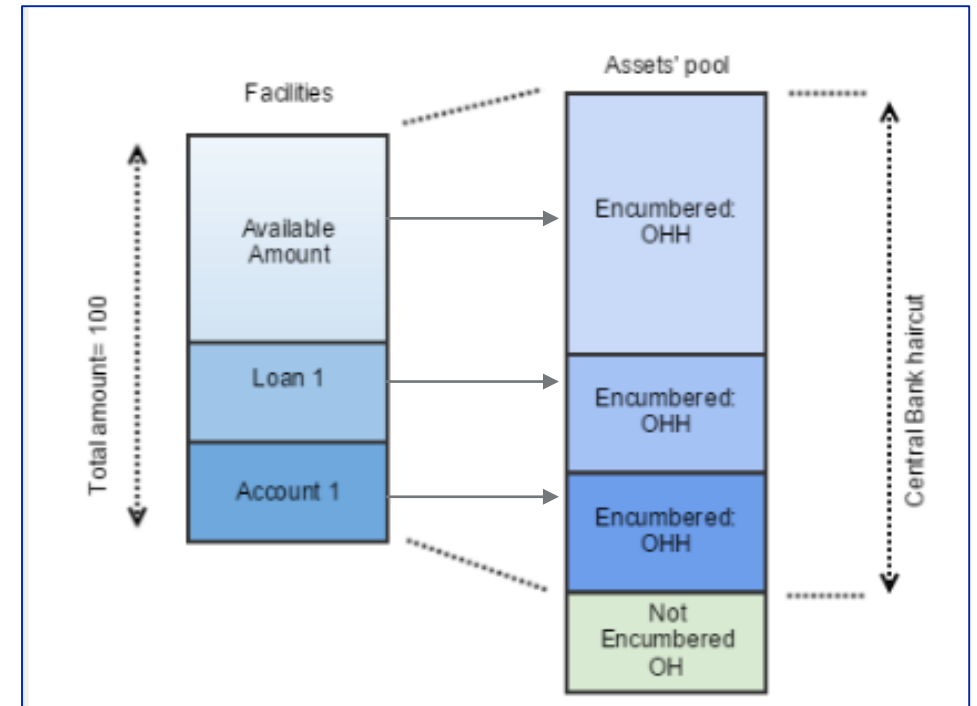
Encumbrance of Pool Assets - Covered Bond

- » Flexible encumbrance allocation process to link different portions of assets to different positions of covered bonds.
- » Unencumbered when:
 - Over-collateralized, or
 - Retained part of issued securities (not pledged)



Encumbrance of Pool Assets - Received Facilities

- » The part of collaterals in excess of the facility limit
 - unencumbered
- » The part of collaterals associated to the drawdowns
 - encumbered
- » The part of collaterals in excess of the drawdowns but below the facility limit
 - encumbered or not according to the configuration.



NSFR : Derivatives & collaterals

- » Derivatives : Net fair value per currency and for all-currency.
- » Received (or pledged) variation margin can be deducted from derivatives having positive (or negative) netted fair value, for a given netting set
- » Report correct RSF factor for default fund and initial posted margin whose RSF factor = $\max(0.85, \text{RSF factor of assets})$
- » Identify the assets pledged as collateral to avoid double counting

2

Key enhancements for
CRR2 NSFR

Repo netting (1)

CRR Art. 428e, Annex 13 (instructions)

» Net cash receivable/payable

- The same counterparty
- The right to set off is legally enforceable
- Settle on a net basis or settle simultaneously or the same settlement mechanism
- The same settlement date (considering encumbrance date)
- The same type of collateral
- Net results, if asset, take the highest RSF factor

Article 428e

Netting of secured lending transactions and capital market-driven transactions

Assets and liabilities resulting from securities financing transactions with a single counterparty shall be calculated on a net basis, provided that those assets and liabilities comply with the netting conditions set out in Article 429b(4).

Article 429b

Calculation of the exposure value of assets

1. Institutions shall calculate the exposure value of assets, excluding derivative contracts listed in Annex II, credit derivatives and the positions referred to in Article 429e in accordance with the following principles:

(a) the exposure values of assets means an exposure value as referred to in the first sentence of Article 111(1);

(b) securities financing transactions shall not be netted.

4. By way of derogation from point (b) of paragraph 1, institutions may calculate the exposure value of cash receivable and cash payable under securities financing transactions with the same counterparty on a net basis only where all the following conditions are met:

(a) the transactions have the same explicit final settlement date;

(b) the right to set off the amount owed to the counterparty with the amount owed by the counterparty is legally enforceable in the normal course of business and in the event of default, insolvency and bankruptcy;

(c) the counterparties intend to settle on a net basis or to settle simultaneously, or the transactions are subject to a settlement mechanism that results in the functional equivalent of net settlement.

8. The amount of assets and liabilities resulting from securities financing transactions (SFTs) with a single counterparty and the same type of collateral underlying (level 1 or non-level 1 liquid assets) pursuant to the delegated act referred to in Article 460(1) of CRR shall be reported on a net basis where Article 428e of CRR applies.. In the case of SFTs with collateral baskets underlying, the less liquid collateral within those pool of collateral shall be understood to be first pledged.

Example 2 – netting securities financing transactions with a single counterparty

The reformulated approach will apply netting by collateral type. This approach allows netting only of those repos and reverse repos that are collateralised by **the same type of collateral**:

- repos with Level 1 collateral would be netted with reverse repos with Level 1 collateral; and separately
- repos with non-Level 1 collateral would be netted with reverse repos with non-Level 1 collateral.

Repo netting (2)

Enhancements

- » Configurable table to identify valid netting agreement and settlement system
- » Configurable netting rules for repo netting
- » Generate the netted results, per ccy and for all-currency combined

(SFTs with the same inter-bank counterparty)	Residual maturity < 6 months		
	Amount	Factor	RSF/ASF
	100	50% RSF	
	70	5% RSF	
	80	0% ASF	
Non-Level 1 reverse repo <u>encumbered for 9 months</u> Non-Level 1 reverse repo Non-Level 1 repo			
RSF/ASF calculation on net positions: Non-Level 1 net repo	10	0% ASF	0 ASF

The less than 6 months non-Level 1 reverse repo, encumbered for 9 months, is not included in the less than 6 months netting set since it has a residual maturity of encumbrance, and therefore settlement date, of more than 6 months. Therefore, the condition in Article 428e of the CRR requiring the same settlement date for netting SFTs is not met.

These reverse repos would generally trigger 50% RSF. However, if the bank holding these encumbered reverse repos also had repos with the same settlement date and collateral type, the assets from non-Level 1 reverse repo encumbered for 9 months would be netted with the liabilities from the repo in the between 6 and 12 months bucket.

Derivative netting (1)

- » Derivatives netting : net fair value in its settlement currency, for a netting set.
- » **General instruction** - ITS ANNEX XXVII: For the purposes of reporting by currency subject to separate reporting as envisaged in Article 415(2) CRR, as regards derivatives as envisaged in Article 428d(4) CRR, **institutions shall calculate the fair value for each netting set in its settlement currency**. For all netting sets with matching settlement currencies a net amount shall be calculated in accordance with Articles 428k(4) and 428ah(2) CRR, and reported in the relevant currency subject to separate reporting. In this context, **settlement currency shall be understood as the currency in which the settlement of a netting set has been agreed**. Netting set refers to the group of receivables and payables stemming from derivatives transactions with a counterparty **irrespective of whether they are denominated in a different currency to the settlement currency**. In the case of multi-currency optionality, the credit institution shall **make an assessment of the currency** in which the settlement is likely to occur and shall report only in that separate currency.

Derivative netting (2)

Example and Enhancements

- » Assume the settlement currency is USD in the example

Contract	currency	Fair value
Deal 1	USD	-100
Deal 2	USD	50
Deal 3	EUR	30
Netted results in BIS	USD	-50
Netted results in BIS	EUR	30
Netted results in CRR2	USD	-20

» Enhancements:

- Identify the settlement currency at netting agreement or margin agreement level
- A new supervisor option for netting per settlement currency
- Netting and reporting per settlement currency

FX Netting – without qualifying netting agreement

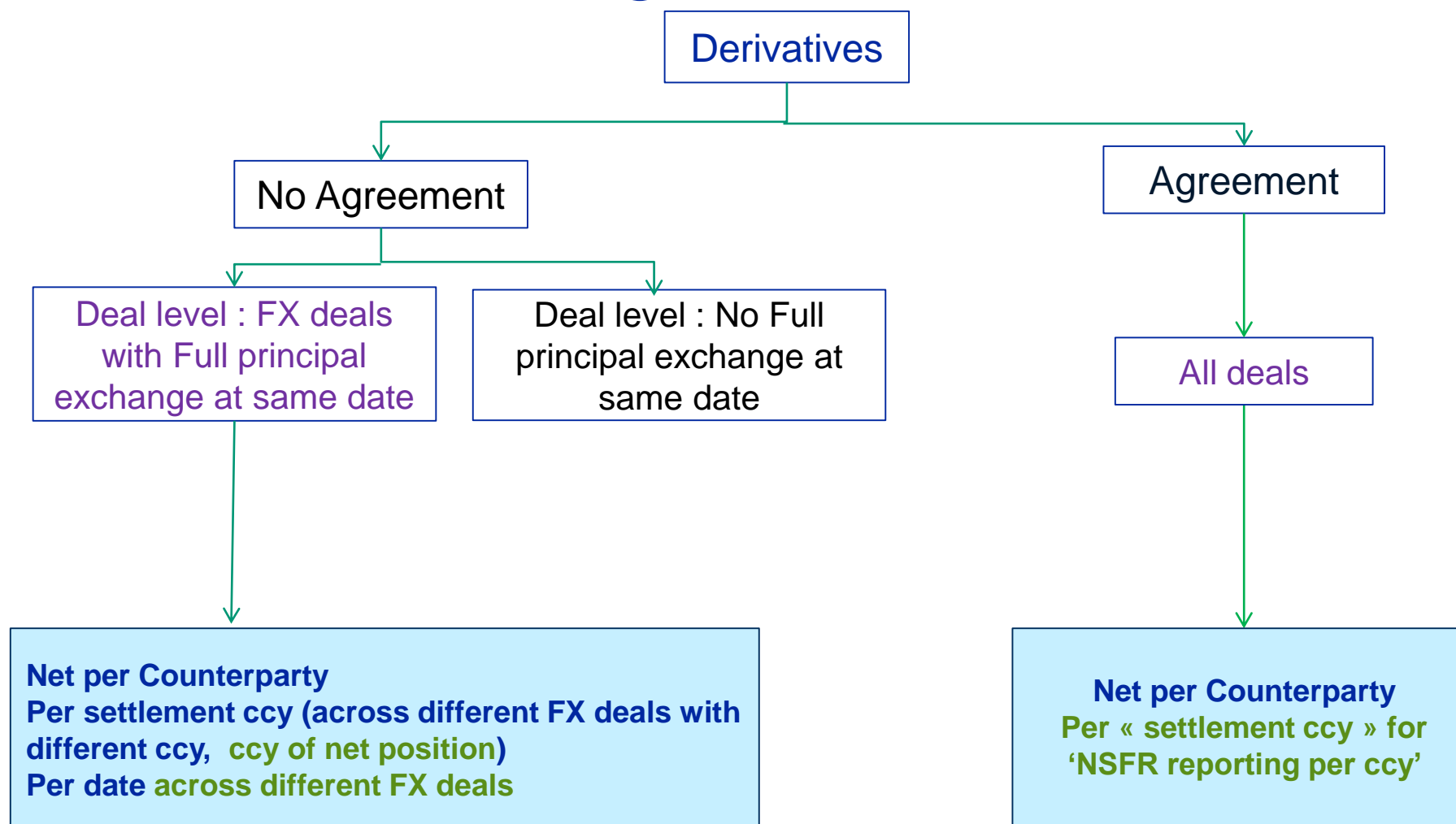
CRR Art. 428d(4)

4. Without prejudice to Article 428ah(2), all derivative contracts listed in points 2(a) to (e) of Annex II that involve a full exchange of principal amounts on the same date shall be calculated on a net basis across currencies, including for the purpose of reporting in a currency that is subject to separate reporting in accordance with Article 415(2), even where those transactions are not included in the same netting set that fulfils the requirements set out in Article 429c(1).

Conditions:

- » Full exchange of principal amounts on the same date
- » Netting per counterparty, per settlement currency and per date
- » Settlement currency is the currency of the net position (the one with the maximum contribution)

Derivatives netting: schema of enhancement



NSFR ASF/RSF Factor – add python formula

HomeProcess ManagerProcess SettingsEdit Process SettingsFinancial ProductsBondDatabase EditorRegulatory Calculation

Supervisor/RegulationCRD Basel 3 EBA DA

Configuration Version2019 Week 46

Supervisor Info:European Banking Authority

Country:Europe

Credit RiskLiquidity RiskMarket RiskOperational RiskAsset EncumbranceLeverage RatioFRTB Market Risk

Regulatory DataMappingCounterparty RulesRating and Risk WeightEligibility and HaircutLCR Denominator WeightsNet Stable Funding RatioASF FactorRSF FactorAdvanced RequirementsRelease Notes

+📄🗑️✎️📄🕒🔄⚙️🔍

<input type="checkbox"/>	Owner	Rule Order	Supervisor Key	ASF Factor Percentage	Collateral Label	Collateral Deduction Derivative	Input Formula
<input type="checkbox"/>	Moody's	1,000	CRD Basel 3 EBA DA 2019-46			<input type="checkbox"/>	Test
<input type="checkbox"/>	Moody's	2,000	CRD Basel 3 EBA DA 2019-46			<input type="checkbox"/>	
<input type="checkbox"/>	Moody's	3,000	CRD Basel 3 EBA DA 2019-46	0		<input type="checkbox"/>	
<input type="checkbox"/>	Moody's	3,500	CRD Basel 3 EBA DA 2019-46	100		<input type="checkbox"/>	
<input type="checkbox"/>	Moody's	3,600	CRD Basel 3 EBA DA 2019-46	100		<input type="checkbox"/>	
<input type="checkbox"/>	Moody's	4,000	CRD Basel 3 EBA DA 2019-46			<input type="checkbox"/>	
<input type="checkbox"/>	Moody's	4,500	CRD Basel 3 EBA DA 2019-46			<input type="checkbox"/>	
<input type="checkbox"/>	Moody's	5,000	CRD Basel 3 EBA DA 2019-46			<input type="checkbox"/>	
<input type="checkbox"/>	Moody's	5,500	CRD Basel 3 EBA DA 2019-46			<input type="checkbox"/>	

MOODY'S ANALYTICS

CRR2 & EBA3.0 63

3

Additional data requirements
for NSFR

Summary

- » Regulatory capital, Minor interest, deferred tax
- » Variation margin/initial margin/contribution to CCP default fund, linked with a derivative, netting agreement or margin agreement
- » Non-performing assets (LCR v.s. NSFR): performing status more granular
- » Repo : netting agreement or settlement system, beneficial ownership
- » Risk weight import by tranches of deals ($\leq 35\%$), to allow different RSF factors
- » Settlement currency for netting agreement or margin agreement for derivative netting
- » Attribute on deal level to specify if the derivative contract serve the monetary policy of the ECB or CB
- » Attribute for authorized interdependent asset and liabilities/trade date receivables/payables
- » Early withdraw within 1 Y
- » Preferential treatment avec a group or IPS

Moody's Analytics User Webinar Series
CRR2 & EBA 3.0
EBA 3.0 regulatory reports

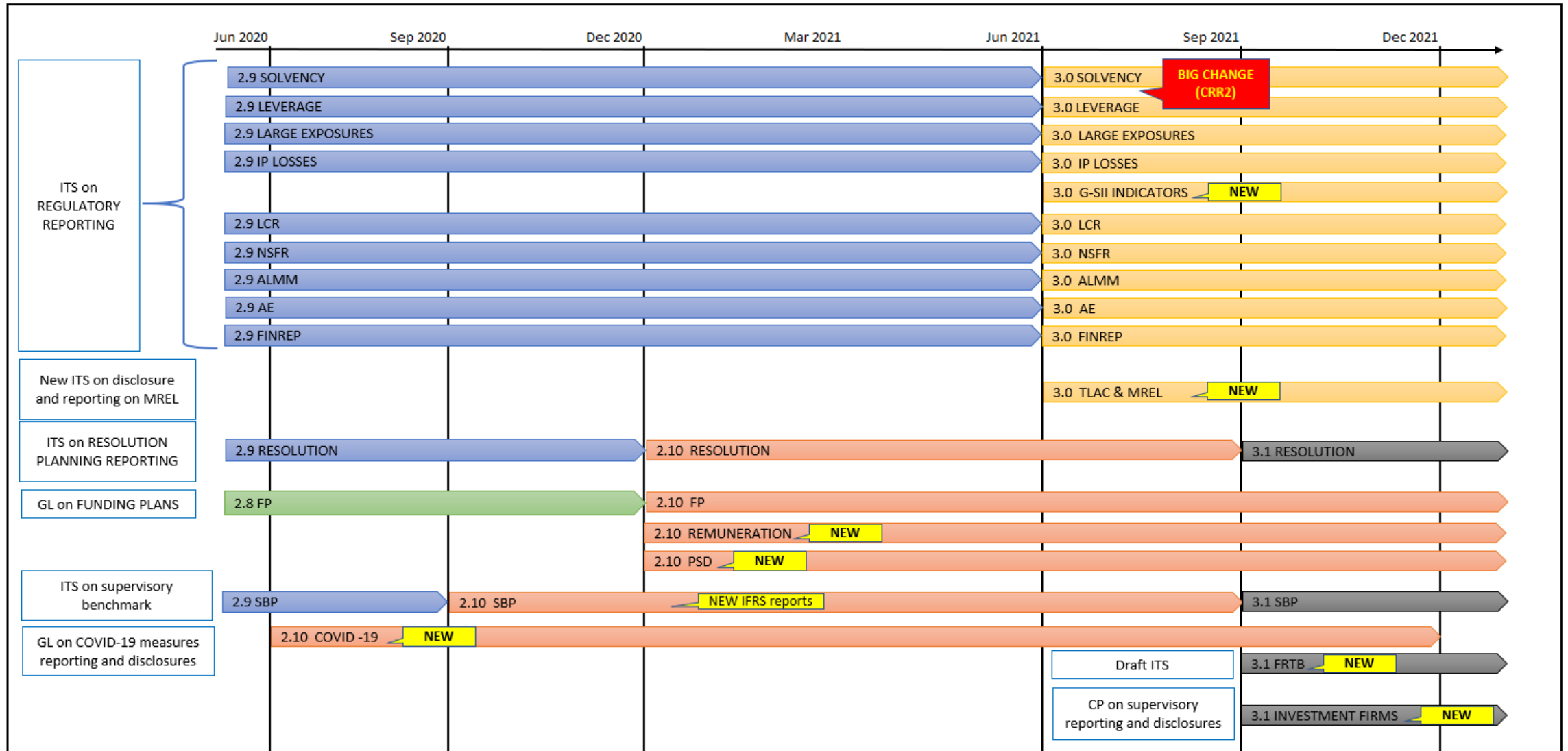
Serge Blumberger, Director, Product Management

6 octobre 2020

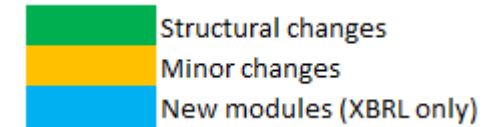
Agenda

- 1 EBA timeline and main changes on regulatory reports
- 2 How EBA 3.0 is impacting our regulatory reporting solution and data sourcing
- 3 Reports configurations delivery plan and minimum versions required

EBA timeline



EBA 3.0 / CRR2 / Backstop Reg



Applicable from 30 June 2021

- Final draft ITS on Supervisory Reporting (*Consultation Paper published in October 2019*) including changes to:
 - **Own Funds** (3 new templates C35 on NPE Loss Coverage, changes in CA reports CET1 deductions)
 - **Credit Risk** (new C08 templates based on IRB Pillar 3 disclosures, new scaling factors reflected in SA and IRB reports)
 - **Counterparty Credit Risk** (new C34 templates based on IRB Pillar 3 disclosures and new SA-CCR approach)
 - **Leverage Ratio** (exemptions, MtM replaced by SA-CCR, new C48 reports on SFT exposures for large institutions)
 - **Large Exposures** (new LE limit applicable between EU G-SIIs, C30.00 and C31.00 are removed)
 - **Net Stable Funding Ratio** (new set of simplified templates for smaller institutions)
 - **Asset Encumbrance** (minor changes for full alignment with Pillar 3 framework)
 - **FINREP** (minor changes to better reflect performing and non-performing assets)
 - **G-SII indicators** (new templates)
- New ITS on **MREL/TLAC** reporting and disclosures (*CP published in November 2019*)



EBA 3.0 COREP OF - Capital & CR

	Delete rows, columns, cells or templates
	Amendments to the label of rows/columns/tables
	Amendments to the content/definition of rows/columns
	Include new rows/columns or cells

Template number	Template code	Name of the template /group of templates	Short name	P3	Data Model	RAY additional sourcing / prerequisite
		CAPITAL ADEQUACY	CA			
1	C 01.00	OWN FUNDS	CA1		T_OWN_FUND	goodwill changes (new capital item)
2	C 02.00	OWN FUNDS REQUIREMENTS	CA2			
3	C 03.00	CAPITAL RATIOS	CA3		T_OWN_FUND	Surplus(+)/Deficit(-) of CET1
4	C 04.00	MEMORANDUM ITEMS:	CA4		T_OWN_FUND	exceptions from deductions (new capital item)
		TRANSITIONAL PROVISIONS	CA5			
5,1	C 05.01	TRANSITIONAL PROVISIONS	CA5.1		T_OWN_FUND	adjustments (new capital item)
5,2	C 05.02	GRANDFATHERED INSTRUMENTS: INSTRUMENTS NOT CONSTITUING STATE AID	CA5.2			
		GROUP SOLVENCY	GS			
6,1	C 06.01	GROUP SOLVENCY: INFORMATION ON AFFILIATES - TOTAL	GS Total			
6,2	C 06.02	GROUP SOLVENCY: INFORMATION ON AFFILIATES	GS		T_RISK_CONSO	LEI / national code
		CREDIT RISK	CR			
7	C 07.00	CREDIT AND COUNTERPARTY CREDIT RISKS AND FREE DELIVERIES: STANDARDISED APPROACH TO CAPITAL REQUIREMENTS	CR SA		T_CDR	infrastructure projects (new sub type) CIU by approach (new fund_method)
		CREDIT AND COUNTERPARTY CREDIT RISKS AND FREE DELIVERIES: IRB APPROACH TO CAPITAL REQUIREMENTS	CR IRB			
8,1	C 08.01	CREDIT AND COUNTERPARTY CREDIT RISKS AND FREE DELIVERIES: IRB APPROACH TO CAPITAL REQUIREMENTS	CR IRB 1		T_CDR	infrastructure projects (new sub type)
8,2	C 08.02	CREDIT AND COUNTERPARTY CREDIT RISKS AND FREE DELIVERIES: IRB APPROACH TO CAPITAL REQUIREMENTS (Breakdown by obligor grades or pools)	CR IRB 2		T_CDR	infrastructure projects (new sub type)
8,3	C 08.03	CREDIT AND COUNTERPARTY CREDIT RISKS AND FREE DELIVERIES: IRB APPROACH TO CAPITAL REQUIREMENTS: BREAKDOWN BY PD RANGES	CR IRB 3	X	T_CDR	-
8,4	C 08.04	CREDIT AND COUNTERPARTY CREDIT RISKS AND FREE DELIVERIES: IRB APPROACH TO CAPITAL REQUIREMENTS: RWEA FLOW STATEMENTS	CR IRB 4	X	T_CDR_VARIANCE	import / variance analyzer
8,5	C 08.05	CREDIT AND COUNTERPARTY CREDIT RISKS AND FREE DELIVERIES: IRB APPROACH TO CAPITAL REQUIREMENTS: BACK-TESTING OF PD	CR IRB 5	X	T_BACKTESTING	import only
8,6	C 08.06	CREDIT AND COUNTERPARTY CREDIT RISKS AND FREE DELIVERIES: IRB APPROACH TO CAPITAL REQUIREMENTS: SPECIALIZED LENDING SLOTTING CRITERIA	CR IRB 6	X	T_CDR	-
8,7	C 08.07	CREDIT AND COUNTERPARTY CREDIT RISKS AND FREE DELIVERIES: IRB APPROACH TO CAPITAL REQUIREMENTS: SCOPE OF USE OF IRB AND SA APPROACHES	CR IRB 7		T_CDR	-
		GEOGRAPHICAL BREAKDOWN	CR GB			
9,1	C 09.01	Table 9.1 - Geographical breakdown of exposures by residence of the obligor (SA exposures)	CR GB 1		T_CDR	Additional value adjustments and other own funds reductions (7.1 SP3 new columns)
9,2	C 09.02	Table 9.2 - Geographical breakdown of exposures by residence of the obligor (IRB exposures)	CR GB 2		T_CDR	-

EBA 3.0 COREP OF - SEC, CCR, NPE

	Delete rows, columns, cells or templates
	Amendments to the label of rows/columns/tables
	Amendments to the content/definition of rows/columns
	Include new rows/columns or cells

Template number	Template code	Name of the template /group of templates	Short name	P3	Data Model	RAY additional sourcing / prerequisite
14	C 14.00	DETAILED INFORMATION ON SECURITISATIONS	CR SEC Details		T_SECURITIZATION	securitization enhanced data model (7.1 SP3)
14,1	C 14.01	DETAILED INFORMATION ON SECURITISATIONS BY APPROACH	CR SEC Details 2		T_SECURITIZATION	securitization enhanced data model (7.1 SP3)
		COUNTERPARTY CREDIT RISK	CCR			
34,01	C 34.01	COUNTERPARTY CREDIT RISK: SIZE OF THE DERIVATIVE BUSINESS	CCR 1		T_CDR	monthly market values over the quarter
34,02	C 34.02	COUNTERPARTY CREDIT RISK: CCR EXPOSURES BY APPROACH	CCR 2	X	T_CDR, T_SACCR_TRADE, T_SACCR_COLLATERAL	SACCR module, new SACCR data model (7.1 SP3)
34,03	C 34.03	COUNTERPARTY CREDIT RISK: EXPOSURE VALUE FOR STANDARDISED APPROACHES: SA-CCR or SIMPLIFIED SA-CCR	CCR 3		T_SACCR_TRADE, T_SACCR_COLLATERAL	SACCR module, new SACCR data model (7.1 SP3)
34,04	C 34.04	COUNTERPARTY CREDIT RISK: EXPOSURE VALUE FOR THE ORIGINAL EXPOSURE METHOD (OEM)	CCR 4		T_CDR	
34,05	C 34.05	COUNTERPARTY CREDIT RISK: EXPOSURE VALUE FOR THE INTERNAL MODEL METHOD (IMM)	CCR 5		T_EPE_DETAIL	new T table based on epe_detail_import (7.1 SP3)
34,06	C 34.06	COUNTERPARTY CREDIT RISK: TOP TWENTY COUNTERPARTIES	CCR 6		T_CDR	
34,07	C 34.07	COUNTERPARTY CREDIT RISK: IRB APPROACH - CCR EXPOSURES BY EXPOSURE CLASS AND PD SCALE	CCR 7	X	T_CDR	
34,08	C 34.08	COUNTERPARTY CREDIT RISK: COMPOSITION OF COLLATERAL FOR CCR EXPOSURES	CCR 8	X	T_CRM, T_SACCR_COLLATERAL	SACCR module, new SACCR data model (7.1 SP3)
34,09	C 34.09	COUNTERPARTY CREDIT RISK: CREDIT DERIVATIVES EXPOSURES	CCR 9	X	T_CDR	
34,10	C 34.10	COUNTERPARTY CREDIT RISK: EXPOSURES TO CCPs	CCR 10	X	T_CDR	
34,11	C 34.11	COUNTERPARTY CREDIT RISK: RWEA FLOW STATEMENTS OF CCR EXPOSURES UNDER THE IMM	CCR 11	X	T_CDR_VARIANCE	import only (IMM)
		NPE LOSS COVERAGE	NPE LC			
35,1	C 35.01	NPE LOSS COVERAGE: SIZE OF THE DERIVATIVE BUSINESS	NPE LC1		T_CDR	Add value adjustments and other own funds reductions (7.1 SP3 new columns)
35,2	C 35.02	NPE LOSS COVERAGE: MINIMUM COVERAGE REQUIREMENTS AND EXPOSURE VALUES OF NON-PERFORMING EXPOSURES EXCLUDING FORBORNE EXPOSURES THAT FALL UNDER ARTICLE 47C (6) OF THE CRR	NPE LC2		T_CDR	
35,3	C 35.03	NPE LOSS COVERAGE: MINIMUM COVERAGE REQUIREMENTS AND EXPOSURE VALUES OF NON-PERFORMING FORBORNE EXPOSURES THAT FALL UNDER ARTICLE 47C (6) OF THE CRR	NPE LC3		T_CDR	first forbearance bucket (7.1 SP3 new columns)

EBA 3.0 COREP LR

	Delete rows, columns, cells or templates
	Amendments to the label of rows/columns/tables
	Amendments to the content/definition of rows/columns
	Include new rows/columns or cells

Template number	Template code	Name of the template	Short name	P3	Data Model	RAY additional sourcing / prerequisite
40	C 40.00	Alternative treatment of the exposure measure	LR1		T_FIN_BAL_SHEET (bs value)	SFTs, public sector investments, promotional loans (new rep_sub_bs_item)
					T_LEVERAGE (notional amount)	promotional loans (new bis_product_type)
					T_LEVERAGE (notional amount)	Credit Derivatives which are subjected to a close-out clause (7.1 SP3 new column)
41	C 41.00	On- and Off-Balance Sheet items - Additional breakdown of exposures	LR2			
42	C 42.00	Alternative definition of capital	LR3			
43	C 43.00	Alternative breakdown of leverage ratio exposure measure components	LR4		T_LEVERAGE	Derivatives and SFTs subject to a cross-product netting agreement (7.1 SP3 netting_class='C')
					T_CDR & T_LEVERAGE	EBA2.9 enhancements: T_CDR.leverage_ead joined from T_LEVERAGE, breakdowned by exposure class
44	C 44.00	General information	LR5		additional info	-
47	C 47.00	Leverage ratio calculation	LRCalc		T_LEVERAGE	exemptions or exclusions, cash pooling arrangements... (new reference, sub_reference)
	C 48.00	Leverage ratio volatility	LR6			
48,01	C 48.01	Leverage ratio volatility: Mean value for the reporting period	LR6.1		-	SFT exposures and adjustments daily values over the quarter (import only)
48,02	C 48.02	Leverage ratio volatility: Leverage ratio volatility: daily values for the reporting period	LR6.2		T_LEVERAGE (by generic_reporting_date)	

EBA 3.0 NSFR

	Delete rows, columns, cells or templates
	Amendments to the label of rows/columns/tables
	Amendments to the content/definition of rows/columns
	Include new rows/columns or cells

Template number	Template code	Name of the template /group of templates	P3	Data Model	RAY additional sourcing / prerequisite
		NSFR			
60	C 60.00	STABLE FUNDING - ITEMS REQUIRING STABLE FUNDING			
61	C 61.00	STABLE FUNDING - ITEMS PROVIDING STABLE FUNDING			
80	C 80.00	REQUIRED STABLE FUNDING		T_NSFR	netted fair value of derivatives for each netting set in its settlement currency (7.1 SP4 new column)
81	C 81.00	AVAILABLE STABLE FUNDING			netted amount of assets and liabilities from SFTs with a single cpty and same type of collateral underlying (7.1 SP4)
		SIMPLIFIED NSFR			
82	C 82.00	SIMPLIFIED REQUIRED STABLE FUNDING		T_NSFR	netted fair value of derivatives for each netting set in its settlement currency (7.1 SP4 new column)
83	C 83.00	SIMPLIFIED AVAILABLE STABLE FUNDING			netted amount of assets and liabilities from SFTs with a single cpty and same type of collateral underlying (7.1 SP4)
		SUMMARY NSFR			
84	C 84.00	SUMMARY NSFR		T_NSFR	<i>formula based on previous reports</i>

EBA 3.0 Delivery Plan and minimum versions

EBA version	Framework	Banking Cloud Delivery Date	RiskAuthority Delivery Date	RAY Minimum Version
EBA 2.10	SBP IMV (XBRL conversion & Validation Rules)	October 2020	August 2020	5.1.2
	SBP MR (XBRL conversion & Validation Rules)	October 2020	September 2020	
	SBP CR (XLS, XBRL conversion & Validation Rules)	October 2020*	October 2020	
	FP (XBRL conversion & Validation Rules)	October 2020	September 2020	
	RESOL (XBRL conversion & Validation Rules)	October 2020	September 2020	6.0
	REM (XBRL conversion & Validation Rules)			
	PSD FRP (XBRL conversion & Validation Rules)	October 2020	September 2020	7.1 SP2
	COVID-19 templates (XBRL conversion & Validation Rules)	October 2020	August 2020	5.1.2
EBA 3.0	COREP OF/LR - new data model	end of October 2020	end of October 2020	7.1 SP3
	COREP OF/LR - XLS & XBRL conversion & Validation Rules	end of Jan 2021 (XLS only) end of Feb 2021 (XBRL only)	end of January 2021	
	LE - XLS & XBRL conversion & Validation Rules	end of March 2021	>= January 2021	5.1.2
	AE/NSFR - new data model	December 2020	December 2020	7.1 SP4
	AE/NSFR - XLS & XBRL conversion & Validation Rules	end of June 2021	>= February 2021	
	LCR DA - XLS & XBRL conversion & Validation Rules	end of June 2021	>= January 2021	5.1.2
	ALMM - XLS & XBRL conversion & Validation Rules			
	GSII indicators - XBRL conversion & Validation Rules			6.0
	TLAC & MREL - XBRL conversion & Validation Rules			
	FINREP - XLS & XBRL conversion & Validation Rules	end of April 2021	>= January 2021	5.1.2
EBA 3.1	FRTB - XLS & XBRL conversion & Validation Rules	>= May 2021	>= April 2021	7.1 SP
	SBP, RESOLUTION,... - XBRL & Validation Rules	end of Sept 2021	end of Sept 2021	5.1.2

Questions?

MOODY'S
ANALYTICS

*Better
Faster
Decisions*

moodysanalytics.com

© 2020 Moody's Corporation, Moody's Investors Service, Inc., Moody's Analytics, Inc. and/or their licensors and affiliates (collectively, "MOODY'S"). All rights reserved.

CREDIT RATINGS ISSUED BY MOODY'S INVESTORS SERVICE, INC. AND/OR ITS CREDIT RATINGS AFFILIATES ARE MOODY'S CURRENT OPINIONS OF THE RELATIVE FUTURE CREDIT RISK OF ENTITIES, CREDIT COMMITMENTS, OR DEBT OR DEBT-LIKE SECURITIES, AND MATERIALS, PRODUCTS, SERVICES AND INFORMATION PUBLISHED BY MOODY'S (COLLECTIVELY, "PUBLICATIONS") MAY INCLUDE SUCH CURRENT OPINIONS. MOODY'S INVESTORS SERVICE DEFINES CREDIT RISK AS THE RISK THAT AN ENTITY MAY NOT MEET ITS CONTRACTUAL FINANCIAL OBLIGATIONS AS THEY COME DUE AND ANY ESTIMATED FINANCIAL LOSS IN THE EVENT OF DEFAULT OR IMPAIRMENT. SEE MOODY'S RATING SYMBOLS AND DEFINITIONS PUBLICATION FOR INFORMATION ON THE TYPES OF CONTRACTUAL FINANCIAL OBLIGATIONS ADDRESSED BY MOODY'S INVESTORS SERVICE CREDIT RATINGS. CREDIT RATINGS DO NOT ADDRESS ANY OTHER RISK, INCLUDING BUT NOT LIMITED TO: LIQUIDITY RISK, MARKET VALUE RISK, OR PRICE VOLATILITY. CREDIT RATINGS, NON-CREDIT ASSESSMENTS ("ASSESSMENTS"), AND OTHER OPINIONS INCLUDED IN MOODY'S PUBLICATIONS ARE NOT STATEMENTS OF CURRENT OR HISTORICAL FACT. MOODY'S PUBLICATIONS MAY ALSO INCLUDE QUANTITATIVE MODEL-BASED ESTIMATES OF CREDIT RISK AND RELATED OPINIONS OR COMMENTARY PUBLISHED BY MOODY'S ANALYTICS, INC. AND/OR ITS AFFILIATES. MOODY'S CREDIT RATINGS, ASSESSMENTS, OTHER OPINIONS AND PUBLICATIONS DO NOT CONSTITUTE OR PROVIDE INVESTMENT OR FINANCIAL ADVICE, AND MOODY'S CREDIT RATINGS, ASSESSMENTS, OTHER OPINIONS AND PUBLICATIONS ARE NOT AND DO NOT PROVIDE RECOMMENDATIONS TO PURCHASE, SELL, OR HOLD PARTICULAR SECURITIES. MOODY'S CREDIT RATINGS, ASSESSMENTS, OTHER OPINIONS AND PUBLICATIONS DO NOT COMMENT ON THE SUITABILITY OF AN INVESTMENT FOR ANY PARTICULAR INVESTOR. MOODY'S ISSUES ITS CREDIT RATINGS, ASSESSMENTS AND OTHER OPINIONS AND PUBLISHES ITS PUBLICATIONS WITH THE EXPECTATION AND UNDERSTANDING THAT EACH INVESTOR WILL, WITH DUE CARE, MAKE ITS OWN STUDY AND EVALUATION OF EACH SECURITY THAT IS UNDER CONSIDERATION FOR PURCHASE, HOLDING, OR SALE.

MOODY'S CREDIT RATINGS, ASSESSMENTS, OTHER OPINIONS, AND PUBLICATIONS ARE NOT INTENDED FOR USE BY RETAIL INVESTORS AND IT WOULD BE RECKLESS AND INAPPROPRIATE FOR RETAIL INVESTORS TO USE MOODY'S CREDIT RATINGS, ASSESSMENTS, OTHER OPINIONS OR PUBLICATIONS WHEN MAKING AN INVESTMENT DECISION. IF IN DOUBT YOU SHOULD CONTACT YOUR FINANCIAL OR OTHER PROFESSIONAL ADVISER.

ALL INFORMATION CONTAINED HEREIN IS PROTECTED BY LAW, INCLUDING BUT NOT LIMITED TO, COPYRIGHT LAW, AND NONE OF SUCH INFORMATION MAY BE COPIED OR OTHERWISE REPRODUCED, REPACKAGED, FURTHER TRANSMITTED, TRANSFERRED, DISSEMINATED, REDISTRIBUTED OR RESOLD, OR STORED FOR SUBSEQUENT USE FOR ANY SUCH PURPOSE, IN WHOLE OR IN PART, IN ANY FORM OR MANNER OR BY ANY MEANS WHATSOEVER, BY ANY PERSON WITHOUT MOODY'S PRIOR WRITTEN CONSENT.

MOODY'S CREDIT RATINGS, ASSESSMENTS, OTHER OPINIONS AND PUBLICATIONS ARE NOT INTENDED FOR USE BY ANY PERSON AS A BENCHMARK AS THAT TERM IS DEFINED FOR REGULATORY PURPOSES AND MUST NOT BE USED IN ANY WAY THAT COULD RESULT IN THEM BEING CONSIDERED A BENCHMARK.

All information contained herein is obtained by MOODY'S from sources believed by it to be accurate and reliable. Because of the possibility of human or mechanical error as well as other factors, however, all information contained herein is provided "AS IS" without warranty of any kind. MOODY'S adopts all necessary measures so that the information it uses in assigning a credit rating is of sufficient quality and from sources MOODY'S considers to be reliable including, when appropriate, independent third-party sources. However, MOODY'S is not an auditor and cannot in every instance independently verify or validate information received in the rating process or in preparing its Publications.

To the extent permitted by law, MOODY'S and its directors, officers, employees, agents, representatives, licensors and suppliers disclaim liability to any person or entity for any indirect, special, consequential, or incidental losses or damages whatsoever arising from or in connection with the information contained herein or the use of or inability to use any such information, even if MOODY'S or any of its directors, officers, employees, agents, representatives, licensors or suppliers is advised in advance of the possibility of such losses or damages, including but not limited to: (a) any loss of present or prospective profits or (b) any loss or damage arising where the relevant financial instrument is not the subject of a particular credit rating assigned by MOODY'S.

To the extent permitted by law, MOODY'S and its directors, officers, employees, agents, representatives, licensors and suppliers disclaim liability for any direct or compensatory losses or damages caused to any person or entity, including but not limited to by any negligence (but excluding fraud, willful misconduct or any other type of liability that, for the avoidance of doubt, by law cannot be excluded) on the part of, or any contingency within or beyond the control of, MOODY'S or any of its directors, officers, employees, agents, representatives, licensors or suppliers, arising from or in connection with the information contained herein or the use of or inability to use any such information.

NO WARRANTY, EXPRESS OR IMPLIED, AS TO THE ACCURACY, TIMELINESS, COMPLETENESS, MERCHANTABILITY OR FITNESS FOR ANY PARTICULAR PURPOSE OF ANY CREDIT RATING, ASSESSMENT, OTHER OPINION OR INFORMATION IS GIVEN OR MADE BY MOODY'S IN ANY FORM OR MANNER WHATSOEVER.

Moody's Investors Service, Inc., a wholly-owned credit rating agency subsidiary of Moody's Corporation ("MCO"), hereby discloses that most issuers of debt securities (including corporate and municipal bonds, debentures, notes and commercial paper) and preferred stock rated by Moody's Investors Service, Inc. have, prior to assignment of any credit rating, agreed to pay to Moody's Investors Service, Inc. for credit ratings opinions and services rendered by it fees ranging from \$1,000 to approximately \$2,700,000. MCO and Moody's investors Service also maintain policies and procedures to address the independence of Moody's Investors Service credit ratings and credit rating processes. Information regarding certain affiliations that may exist between directors of MCO and rated entities, and between entities who hold credit ratings from Moody's Investors Service and have also publicly reported to the SEC an ownership interest in MCO of more than 5%, is posted annually at www.moodys.com under the heading "Investor Relations — Corporate Governance — Director and Shareholder Affiliation Policy."

Additional terms for Australia only: Any publication into Australia of this document is pursuant to the Australian Financial Services License of MOODY'S affiliate, Moody's Investors Service Pty Limited ABN 61 003 399 657AFSL 336969 and/or Moody's Analytics Australia Pty Ltd ABN 94 105 136 972 AFSL 383569 (as applicable). This document is intended to be provided only to "wholesale clients" within the meaning of section 761G of the Corporations Act 2001. By continuing to access this document from within Australia, you represent to MOODY'S that you are, or are accessing the document as a representative of, a "wholesale client" and that neither you nor the entity you represent will directly or indirectly disseminate this document or its contents to "retail clients" within the meaning of section 761G of the Corporations Act 2001. MOODY'S credit rating is an opinion as to the creditworthiness of a debt obligation of the issuer, not on the equity securities of the issuer or any form of security that is available to retail investors.

Additional terms for Japan only: Moody's Japan K.K. ("MJKK") is a wholly-owned credit rating agency subsidiary of Moody's Group Japan G.K., which is wholly-owned by Moody's Overseas Holdings Inc., a wholly-owned subsidiary of MCO. Moody's SF Japan K.K. ("MSFJ") is a wholly-owned credit rating agency subsidiary of MJKK. MSFJ is not a Nationally Recognized Statistical Rating Organization ("NRSRO"). Therefore, credit ratings assigned by MSFJ are Non-NRSRO Credit Ratings. Non-NRSRO Credit Ratings are assigned by an entity that is not a NRSRO and, consequently, the rated obligation will not qualify for certain types of treatment under U.S. laws. MJKK and MSFJ are credit rating agencies registered with the Japan Financial Services Agency and their registration numbers are FSA Commissioner (Ratings) No. 2 and 3 respectively.

MJKK or MSFJ (as applicable) hereby disclose that most issuers of debt securities (including corporate and municipal bonds, debentures, notes and commercial paper) and preferred stock rated by MJKK or MSFJ (as applicable) have, prior to assignment of any credit rating, agreed to pay to MJKK or MSFJ (as applicable) for credit ratings opinions and services rendered by it fees ranging from JPY125,000 to approximately JPY250,000,000.

MJKK and MSFJ also maintain policies and procedures to address Japanese regulatory requirements.